








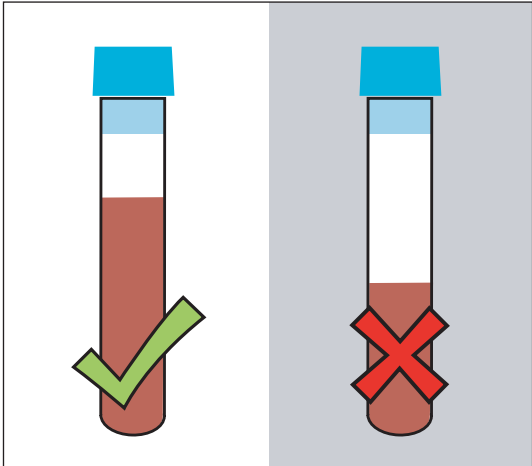


Quest Diagnostics Proper Phlebotomy Techniques

Collect

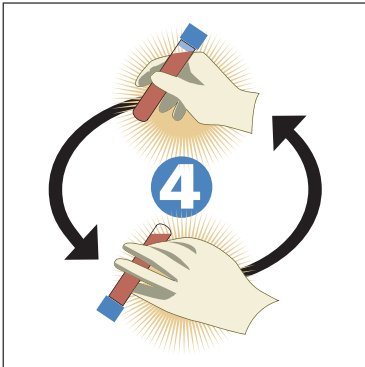
Stopper	Additive	Sequence
	YELLOW (CULTURE)	FIRST  LAST
	LIGHT BLUE	
	YELLOW	
	RED/BLACK	
	RED	
	GREEN	
	LAVENDER	
	GRAY	
TUBES WITH OTHER ADDITIVES		

* When using a winged blood collection set for venipuncture and a coagulation (citrate) tube is the first specimen to be drawn, a discard tube should be drawn first. The discard tube must be used to fill the blood collection set tubing's "dead space" with blood but the discard tube does not need to be completely filled. This important step will ensure maintenance of the proper blood-to-additive ratio of the blood specimen. The discard tube should be a nonadditive or coagulation tube.

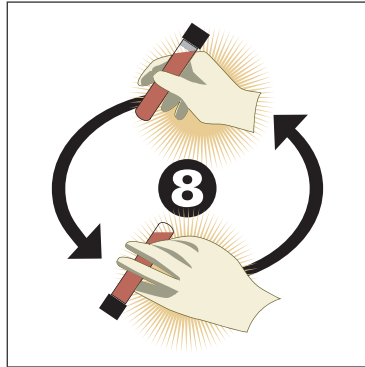


Mix Gently

Light blue tubes



All plastic tubes other than light blue



Separate

Do not use gel tubes for toxicology or drug testing

